

CD163 Recombinant Monoclonal Antibody [BLR087G]

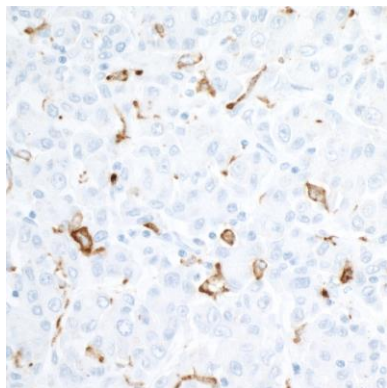
Rabbit Recombinant Monoclonal

Purified Protein ID NP_004235.4
Catalog No. A700-087-T GeneID 9332
Lot No. A700-087-T-1

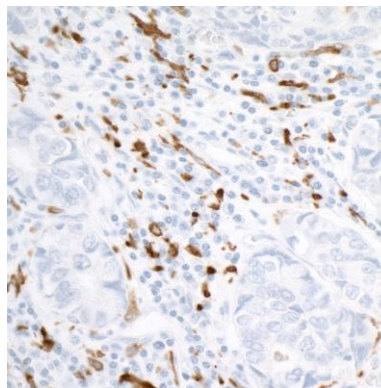


APPLICATIONS	IHC
SPECIES REACTIVITY	Human
AMOUNT	10 µl (5+ tests)
CONCENTRATION	250 µg/ml
STORAGE/SHELF LIFE	2 – 8° C / 1 year from date of receipt
PHYSICAL STATE	Liquid
BUFFER	Borate Buffered Saline (BBS) pH 8.2 with 0.1% BSA and 0.09% Sodium Azide
ISOTYPE	IgG
CLONE #	BLR087G
ORIGIN	USA
PRODUCTION PROCEDURES	Recombinant antibody was purified from cell culture supernatant. Immunogen was a peptide representing a region between residue 850 and 900 of human CD163 using the numbering given in entry NP_004235.4 (Gene ID 9332).
APPLICATIONS	Centrifuge tube to remove product from lid. Optimal working dilutions should be determined experimentally by the investigator. Prepare working dilution immediately before use. Immunohistochemistry 1:100 to 1:500. Epitope retrieval with citrate buffer pH6.0 is recommended for FFPE tissue sections.
IHC HUMAN CONTROLS	Liver Carcinoma, Lung Carcinoma
ADDITIONAL INFO	https://www.bethyl.com/product/A700-087-T Use the link above to view SDS, a current list of citations, and other product specific information.

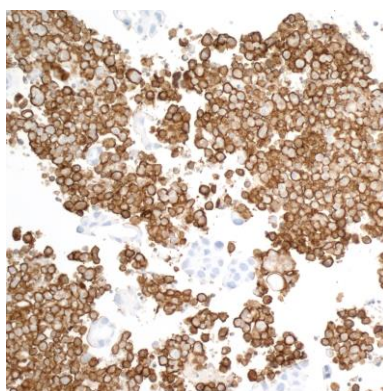
This document certifies that this product has met all of the quality control standards defined by Bethyl Laboratories, Inc.
Eric McIntush, PhD | Chief Scientific Officer Date: September 3, 2019



Detection of human CD163 in FFPE liver carcinoma by IHC. *Antibody:* Rabbit anti-CD163 recombinant monoclonal antibody [BLR087G] (A700-087-T lot 1). *Secondary:* HRP-conjugated goat anti-rabbit IgG (A120-501P). *Substrate:* DAB.



Detection of human CD163 in FFPE lung carcinoma by IHC. *Antibody:* Rabbit anti-CD163 recombinant monoclonal antibody [BLR087G] (A700-087-T lot 1). *Secondary:* HRP-conjugated goat anti-rabbit IgG (A120-501P). *Substrate:* DAB.



Detection of human CD163 in FFPE lung carcinoma pleural fluid by IHC. *Antibody:* Rabbit anti-CD163 recombinant monoclonal antibody [BLR087G] (A700-087-T lot 1). *Secondary:* HRP-conjugated goat anti-rabbit IgG (A120-501P). *Substrate:* DAB.